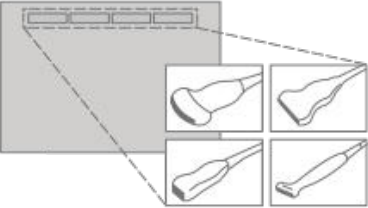



### QuickPreset

With one touch, the user can select the most common transducer and preset combinations. Quick Preset increases efficiency to make a full day of scanning simple and easy.



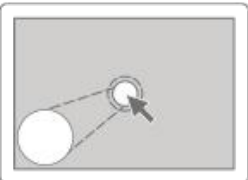
### EZCompare™

EZCompare™ allows easy access to previously taken exams to evaluate corresponding views in a side-by-side display. For greater efficiency, EZCompare™ automatically matches the image settings, annotations, and bodymarkers from the prior study.



### Measure Navigation

When placing a caliper, Measure Navigation automatically magnifies the region of interest using a picture-in-picture window to allow more precise placement of the calipers. This is especially useful when measuring small structures or when accuracy is critical.





### Gel warmer

※ Optional Extra

For operator convenience, a gel warmer can be installed on both sides of the control panel.



### Solid State Drive (SSD)

The HS60 uses Samsung's advanced solid state drives. These stable and dependable drives allow faster boot-up, better frame rates, and fast processing speeds.



### BatteryAssist

BatteryAssist provides the system with battery power. This serves two important purposes. Firstly, it enables users to perform scans and transport the ultrasound system to other locations in environments where AC power may not be available temporarily. Secondly, it reduces boot-up time by using sleep mode without having to shut down or restart the system.



### Clever use of space

With its reduced weight and compact size, the HS60 takes up minimal space and can move freely. In addition, its streamlined rear profile allows you to park the HS60 in small spaces.