

## Fuji Medical Dry Laser Imager DRYPIX Plus Specifications

### Basic Specifications

Standard Component	Fuji Medical Dry Laser Imager DRYPIX Plus (Model: DRYPIX 4000)
Recording method:	Laser exposure thermal development system
Applicable film:	Fuji Medical Dry Imaging Film DI-HL (blue base) 35 × 43, 26 × 36, 25 × 30, 20 × 25 DI-HLc (clear base) 35 × 43, 26 × 36, 20 × 25 DI-ML (blue base) 26 × 36, 25 × 30, 20 × 25
Film loading:	Daylight film loading
Film trays:	Up to 3 trays*
Processing capacity:	Approx. 110 films/hour (35 × 43), approx. 160 films/hour (26 × 36), approx. 160 films/hour (25 × 30), approx. 160 films/hour (20 × 25)
Time required for first output:	Approx. 85 seconds (35 × 43 film size for test printing)
Grayscale resolution:	14 bits
Pixel size:	100/50 microns is selectable for all sizes.
Input channels:	One DICOM network channel
Image memory:	Standard 1GB (Maximum)
Density adjustment:	Automatic density correction
Optional sorter bins:	4 bins (including standard film tray)

### Physical Characteristics

External dimensions ( W x D x H ) :	600 × 585 × 1090mm (1 tray type without sorter) / 600 × 585 × 1390mm (1 tray type with sorter option)
Weight (with three trays) :	160kg (353lbs) without sorter
Power supply:**	AC100-120V±10%, 50/60Hz 12A (Single phase) AC200-240V±10%, 50/60Hz 6A (Single phase)

### Operating Environment

Temperature:	15-30°C
Humidity:	40-70% RH (at 15°C) to 15-70% RH (at 30°C) (no dew condensation)

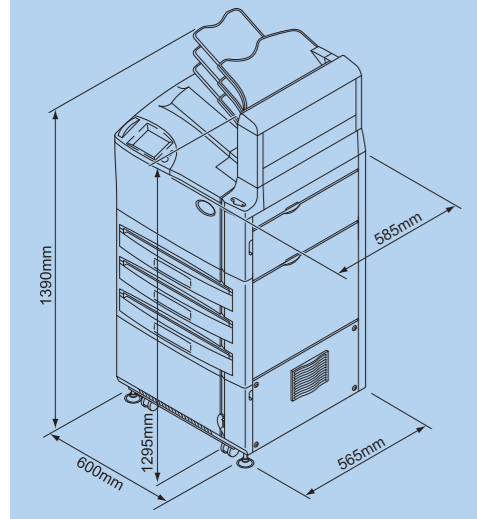
\*Configurable based on user requirements.

\*\* The AC100-120V and the AC 200-240V models are available. The power supply voltage varies by region.

Note: Specifications are subject to change without notice. Consult your local Fujifilm representative for details of models and types.

#### DRYPIX Plus

- Three-tray: W600 × D585 × H1390 (mm)



This equipment is a Class 1 Laser product (IEC60825-1).



**FUJIFILM**

FUJIFILM Corporation

<http://www.fujifilm.com/products/medical>

MANUFACTURER:  
FUJIFILM Corporation, TOKYO 106-8620, JAPAN

European Authorized Representative:  
FUJIFILM Europe GmbH  
Heesenstrasse 31, 40549 Duesseldorf, Germany

Ref. No. XB-981E (SK-11-01-F1079) Printed in Japan © 2011 FUJIFILM Corporation

**FUJIFILM**

FUJI MEDICAL DRY LASER IMAGER

**DRYPIX**

**Plus**

Outstanding performance, remarkable efficiency and superb quality satisfy your medical imaging needs



DRYPIX Plus shown with optional 4-bin film sorter

# Compact dimensions hide generous potential

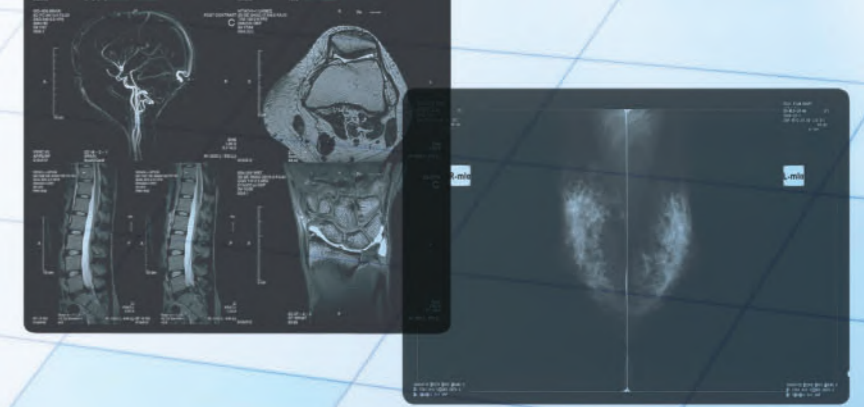
DRYPIX Plus is an ideal dry imager for use in medium-sized hospitals.

It combines Fujifilm's proven record of convenience and reliability with DRYPIX family's remarkable operating efficiency, all in a compact body. Features such as unrivaled image quality, networkability, secured backup, and low cost of ownership make the DRYPIX Plus a welcome addition to any hospital department.



Image Intelligence is a set of sophisticated image processing technologies incorporated in the DRYPIX Plus that consistently optimize displayed digital images. They include Image Expression Technology tools to enhance image appearance, and Diagnostic Support Processing tools to increase diagnostic accuracy.

## DRYPIX Plus



## High-quality images for more versatility

Backed up by Fujifilm's extensive experience in dry imaging, the combination of DRYPIX Plus and Fujifilm dry imaging film ensures consistent delivery of superior image quality to satisfy the varying demands of multi-departmental hospitals.

### Enhanced Diagnostic Capabilities

Fujifilm's advanced photo-thermographic technology with barcode reader-activated Automatic Film Density Calibration and DI-HL film combine to produce clear, stable images with low minimum density, wide density range and neutral image tone that are indistinguishable from those produced by conventional wet processing films.

### High Resolution & High Maximum Density

Offering a high resolution of 50 microns and a maximum density of 4.0\*, the DRYPIX Plus is ideal for Women's Health Centers and dedicated Full Field Digital Mammography departments.

\*When the DI-HL film is used.

## Compact with high efficiency

DRYPIX Plus's compact dimensions allow maximum freedom of location within the medical facility. Belying its small size, throughput is extremely high with absolutely no compromise on image quality. An additional advantage is DRYPIX Plus's extremely quick cold-start time of 15 minutes maximum.

### High throughput

DRYPIX Plus's dry laser imaging system enables a high throughput of 110 to 160 films per hour (depending on film size) with premium image quality.


### Universal film trays

DRYPIX Plus can be configured with up to three film trays, allowing printing with multiple film sizes.



### Optional 4-bin film sorter

The top-mounted 4-bin film sorter increases workflow in small centralized departments without enlarging DRYPIX Plus's compact footprint.



### ECO-DRY SYSTEM

DRYPIX's ECO-DRY System is environmentally friendly, from films to processing. DRYPIX medical films employ unique aqueous solvents that are free from unpleasant odors and create neutral colored images so crisp, they're indistinguishable from those printed on wet halide film. Additional ECO-DRY advantages include our development of new liquid-coating technology, which obviates the need for harmful organic solvents in the thermal development of light-sensitive materials.